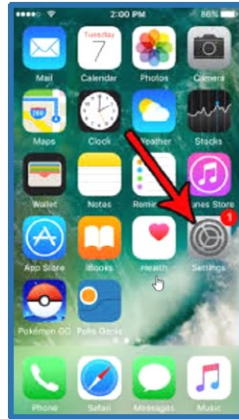


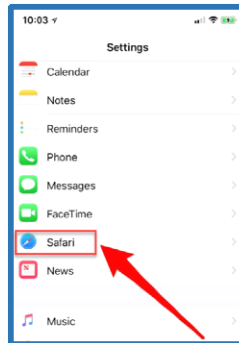
**Disabling Pop-Up blocker on your IOS mobile device:**

**Please follow the instructions below to turn off Pop-Up blocker on your IOS mobile phone.**

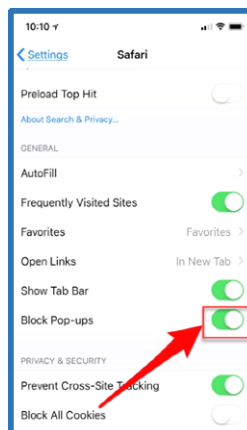
1. Go to your mobile device's "Settings" screen.



2. Scroll down and click on "Safari"

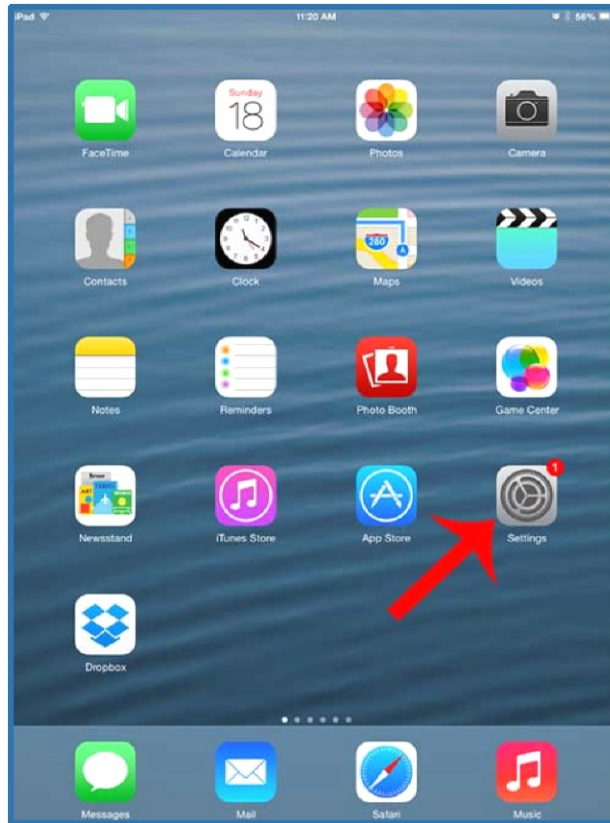


3. Click on the toggle next to "Block Pop-ups" to turn off Pop-up blocker.



Please follow the instructions below to turn off Pop-Up blocker on your Ipad.

4. Go to your iPad's "Settings" screen.



5. Scroll down and click on "Safari", then click on the toggle next to "Block Pop-ups" to turn off Pop-up blocker.

